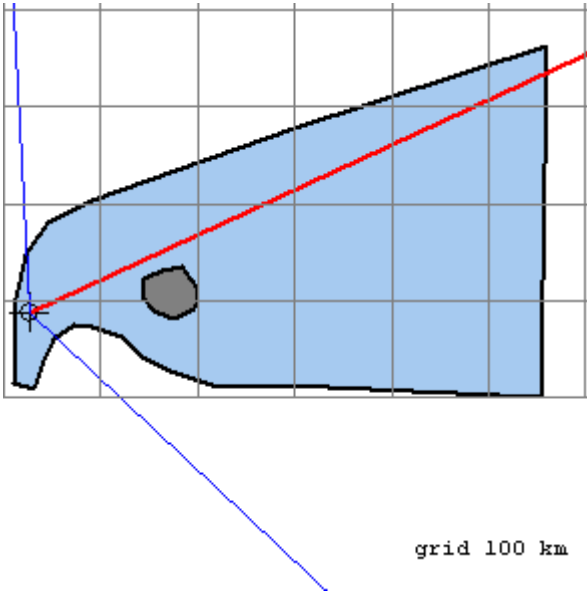


Wave Forecasting

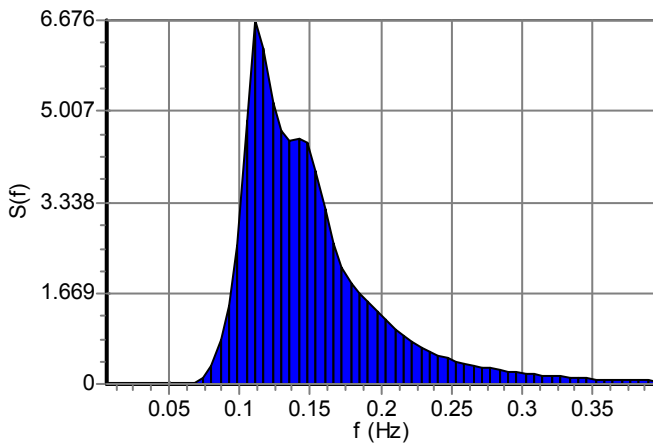
Water region



Mean wind direction	25.000°
Wind sector	136.000°
Wind velocity	60.000 Km/hr
Average water depth	100.000 m

Wave spectrum type	JONSWAP
Significant wave computation method	Wilson's method
Method implementing directional effects	Seymour's method

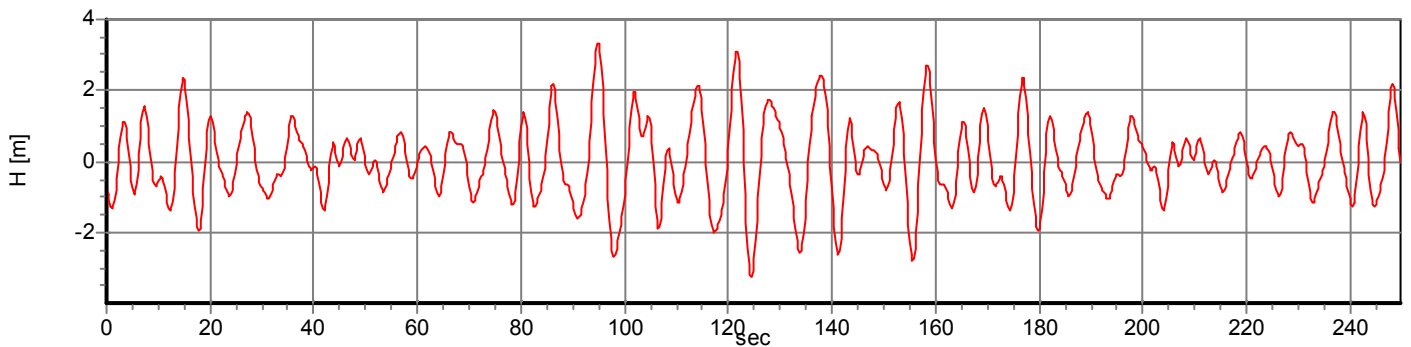
Wave spectrum



Predicted Waves

Significant wave frequency	$f_s = 0.111$ Hz
Significant wave period	$T_s = 9.00$ sec
Significant wave Height	$H_s = 4.81$ m
	$H_{1/3} = 4.81$ m
Mean of heighest 1/10 waves	$H_{1/10} = 6.12$ m
Maximum wave height	$H_{max} = 7.69$ m

Wavetime series



Example 3

Spectral values

f[HZ]	T[sec]	S(f)	f[HZ]	T[sec]	S(f)	f[HZ]	T[sec]	S(f)	f[HZ]	T[sec]	S(f)
0.006	162.06	0.000	0.105	9.53	4.820	0.204	4.91	1.170	0.302	3.31	0.188
0.012	81.03	0.000	0.111	9.00	6.676	0.210	4.77	1.008	0.309	3.24	0.171
0.019	54.02	0.000	0.117	8.53	6.176	0.216	4.63	0.869	0.315	3.18	0.155
0.025	40.51	0.000	0.123	8.10	5.167	0.222	4.50	0.756	0.321	3.12	0.142
0.031	32.41	0.000	0.130	7.72	4.635	0.228	4.38	0.665	0.327	3.06	0.129
0.037	27.01	0.000	0.136	7.37	4.472	0.234	4.26	0.589	0.333	3.00	0.118
0.043	23.15	0.000	0.142	7.05	4.493	0.241	4.16	0.525	0.339	2.95	0.108
0.049	20.26	0.000	0.148	6.75	4.417	0.247	4.05	0.470	0.346	2.89	0.099
0.056	18.01	0.000	0.154	6.48	3.917	0.253	3.95	0.422	0.352	2.84	0.091
0.062	16.21	0.000	0.160	6.23	3.205	0.259	3.86	0.379	0.358	2.79	0.084
0.068	14.73	0.011	0.167	6.00	2.575	0.265	3.77	0.341	0.364	2.75	0.077
0.074	13.50	0.094	0.173	5.79	2.136	0.272	3.68	0.308	0.370	2.70	0.071
0.080	12.47	0.349	0.179	5.59	1.851	0.278	3.60	0.278	0.376	2.66	0.066
0.086	11.58	0.798	0.185	5.40	1.662	0.284	3.52	0.251	0.383	2.61	0.061
0.093	10.80	1.428	0.191	5.23	1.506	0.290	3.45	0.228	0.389	2.57	0.056
0.099	10.13	2.539	0.197	5.06	1.342	0.296	3.38	0.206	0.395	2.53	0.052
